



Prescott Valley, AZ

Community Profile

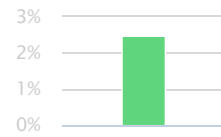
TOTAL POPULATION

39,625

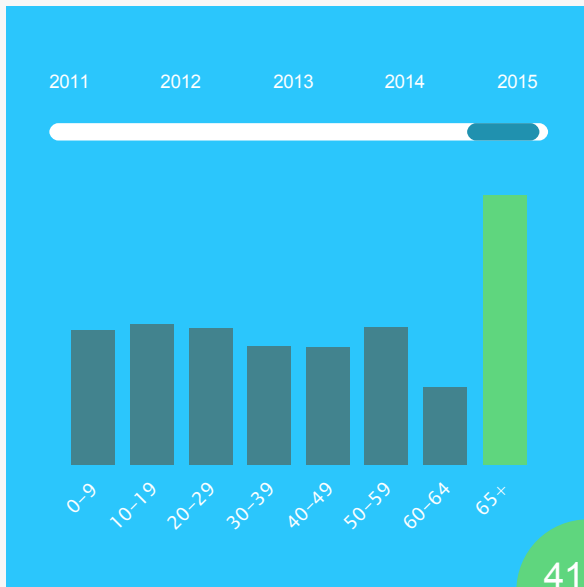
The total population of the City of Prescott Valley is 39,625. The median age is 41.94.



The population in Prescott Valley has grown 2.49% since 2011.



Age Distribution



48.26%
Male



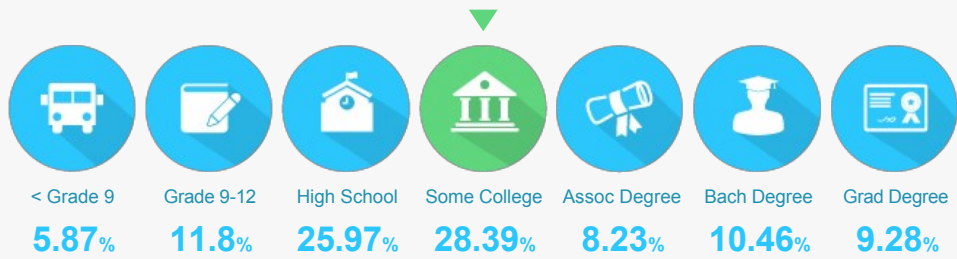
51.74%
Female



41.94
Median Age

EDUCATIONAL ATTAINMENT

The majority of the population in Prescott Valley has completed at least some college.



27.97%
of the population
has a college degree.



offer Associate's Degree
or Certificate



offer Bachelor's Degree
or Higher


LABOR FORCE 18,100

Prescott Valley has a labor force of 18,100 people, with a job growth rate of 0.91% since 2011, and an unemployment rate of 5.5%.

JOB GROWTH

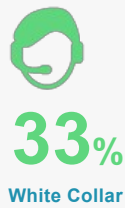
0.91%

TOTAL EMPLOYEES



12,251
2015

The work distribution of total employees in Prescott Valley is.



5.5%

Unemployment Rate

-11%

Since 2014

5 TOP TALENT

Where are the top jobs by occupation?

Office and Administrative support



16.16%

1,980

Executive, Managers, and Administrators



8.77%

1,074

Food Preparation/Serving



5.86%

718

Sales



13.34%

1,634

Education/Training/Library



8.73%

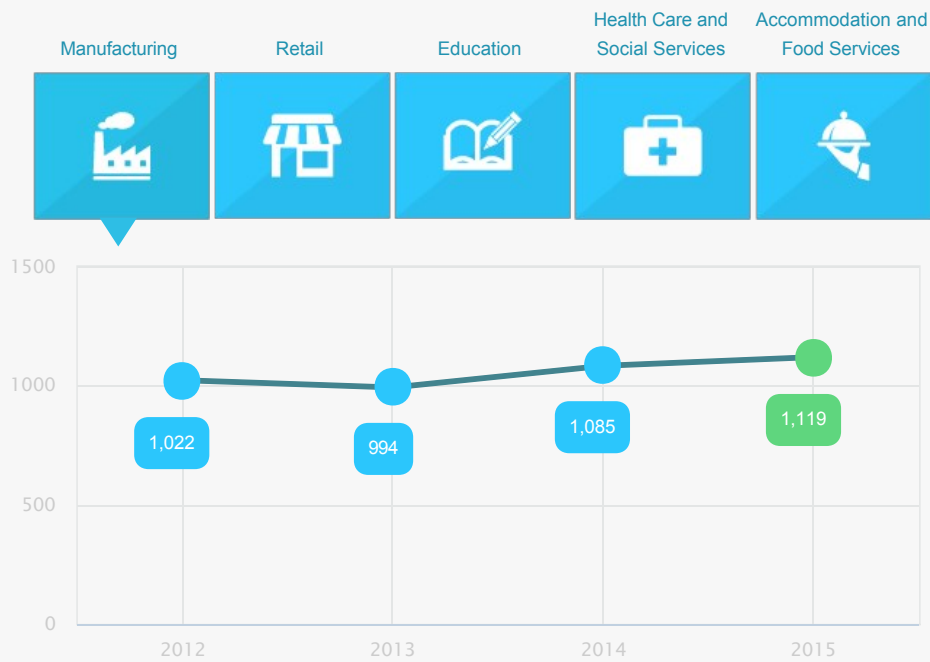
1,070

TOTAL ESTABLISHMENTS
1,315

BUSINESSES AND JOBS

Prescott Valley has a total of 1,315 businesses. In 2015, the leading industries were: Manufacturing, Retail, Education, Health Care and Social Services, and Accommodation and Food Services

Which are the top 5 industries by jobs?



How many employees do businesses in Prescott Valley have?



1-4 Employees	63.57%
5-9 Employees	17.19%
10-19 Employees	10.42%
20-49 Employees	5.02%
50-99 Employees	2.36%

INCOME AND SPENDING

Workers in Prescott Valley earn an average yearly household income of \$42,912. 30.02% of the households earn more than the national average each year. Household expenditures average \$44,692 per year. The majority of earnings get spent on Shelter, Transportation, Food and Beverages, Health Care, and Utilities.

There are 94% more households who own their homes than there are renters.

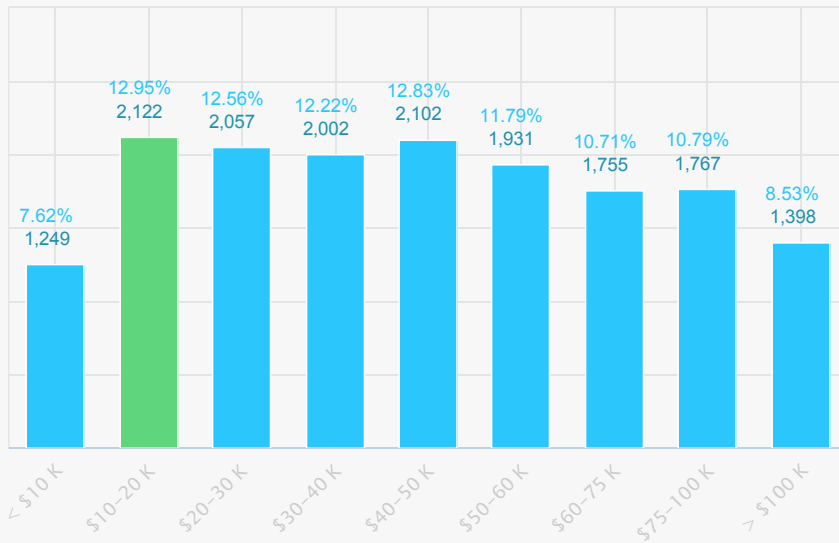


MEDIAN
**HOUSEHOLD
INCOME**
\$42,912

12% less than the state

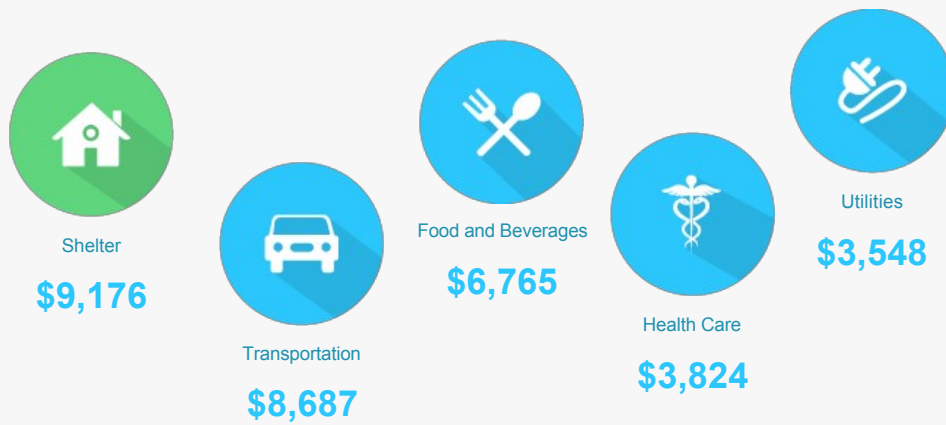
22% less than the nation

Income Distribution



How do people spend much of their money?


\$ PER HOUSEHOLD



The average household expenditure in Prescott Valley is:

\$44,692

HOUSING



TRANSPORTATION

Residents spend an average of 21 minutes commuting to work. Prescott Valley is served by 6 airports within 50 miles. Rail can be accessed within 9 miles. Interstates can be accessed 12 miles away.

