



## Dewey-Humboldt, AZ

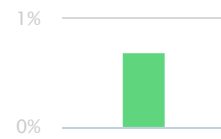
Community Profile

**TOTAL  
POPULATION  
3,962**

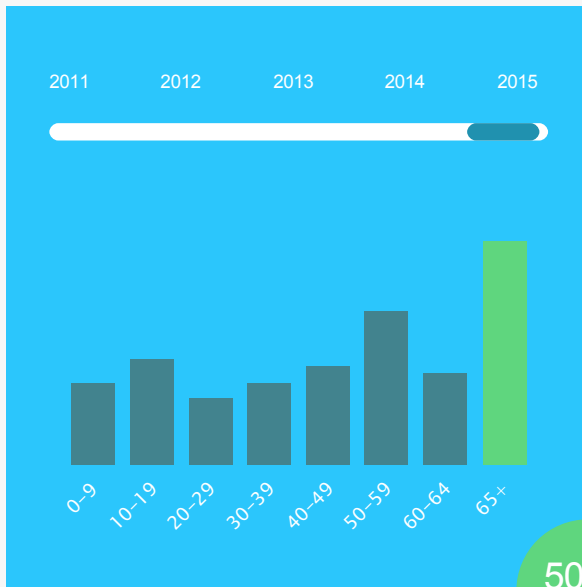
The total population of the City of Dewey-Humboldt is 3,962. The median age is 50.14.



The population in Dewey-Humboldt has grown 0.69% since 2011.



### Age Distribution



50.43%  
Male



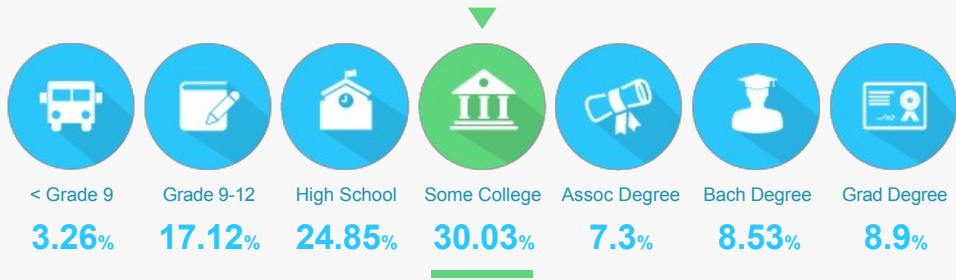
49.57%  
Female




50.14  
Median Age

# EDUCATIONAL ATTAINMENT

The majority of the population in Dewey-Humboldt has completed at least some college.



24.73%  
of the population  
has a college degree.



# LABOR FORCE


# 1,698

Dewey-Humboldt has a labor force of 1,698 people, with a job growth rate of 6.61% since 2011, and an unemployment rate of n/a%.

## JOB GROWTH

# 6.61%

### TOTAL EMPLOYEES



# n/a%

Unemployment Rate

# ▲%

Since 2014

## 5 TOP TALENT

Where are the top jobs by occupation?

Office and Administrative support



### 18.8%

91

Executive, Managers, and Administrators



### 9.71%

47

Construction and Extraction



### 6.61%

32


Sales



### 16.32%

79

Food Preparation/Serving



### 8.88%

43

The work distribution of total employees in Dewey-Humboldt is.



# 63%

Blue Collar



# 36%

White Collar

## TOTAL ESTABLISHMENTS

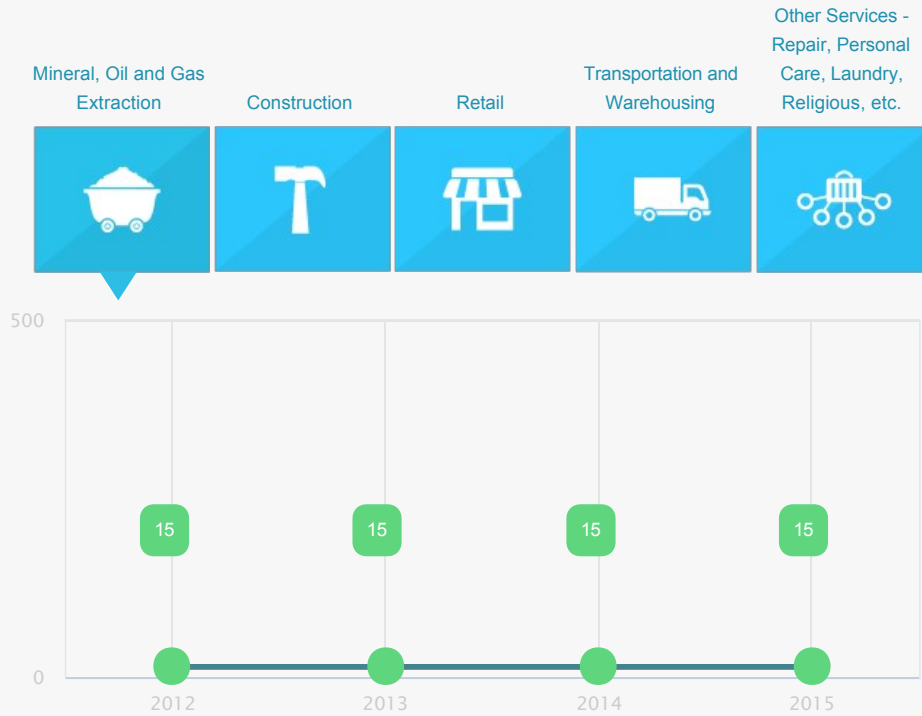
# 114

# BUSINESSES AND JOBS

Dewey-Humboldt has a total of 114 businesses. In 2015, the leading industries were:

Mineral, Oil and Gas Extraction, Construction, Retail, Transportation and Warehousing, and Other Services - Repair, Personal Care, Laundry, Religious, etc.

## Which are the top 5 industries by jobs?



## How many employees do businesses in Dewey-Humboldt have?

1-4 Employees	83.33%
5-9 Employees	9.65%
10-19 Employees	3.51%
20-49 Employees	2.63%
50-99 Employees	0.88%

# INCOME AND SPENDING

Workers in Dewey-Humboldt earn an average yearly household income of \$43,353. 22.96% of the households earn more than the national average each year. Household expenditures average \$43,722 per year. The majority of earnings get spent on Shelter, Transportation, Food and Beverages, Health Care, and Utilities.

There are 290% more households who own their homes than there are renters.

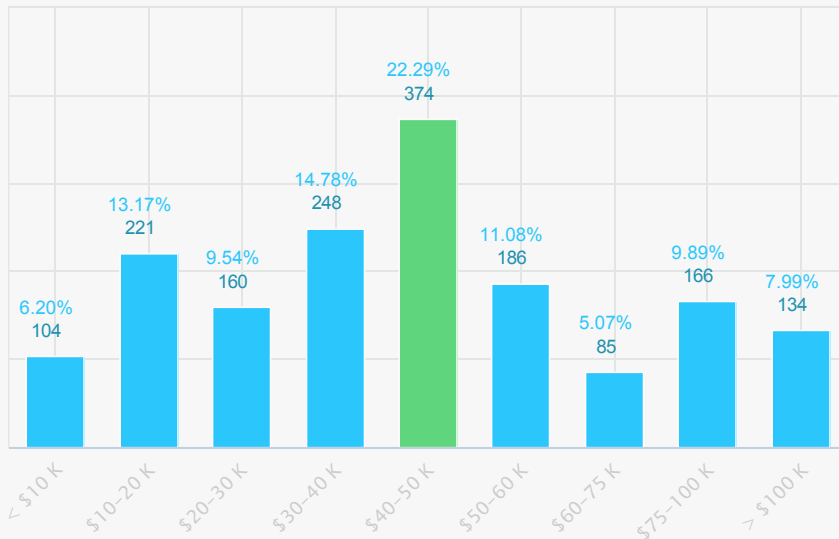


MEDIAN

**HOUSEHOLD  
INCOME  
\$43,353**

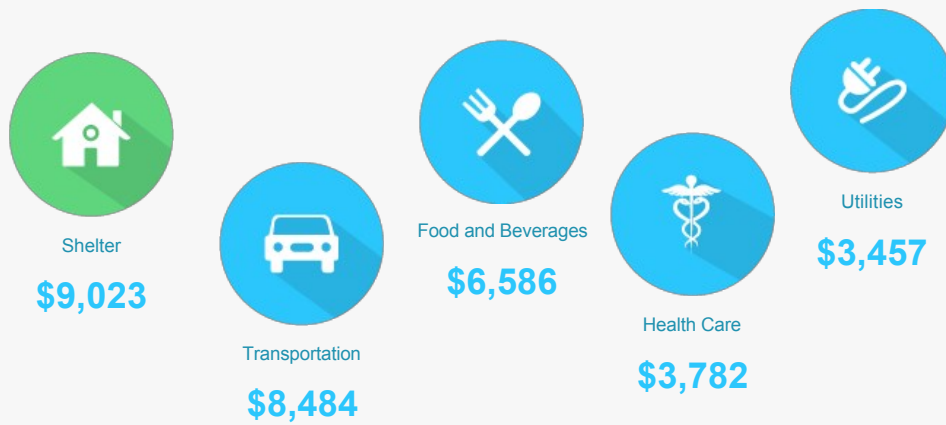
**1%** more than the county  
**11%** less than the state  
**21%** less than the nation

## Income Distribution



## How do people spend much of their money?

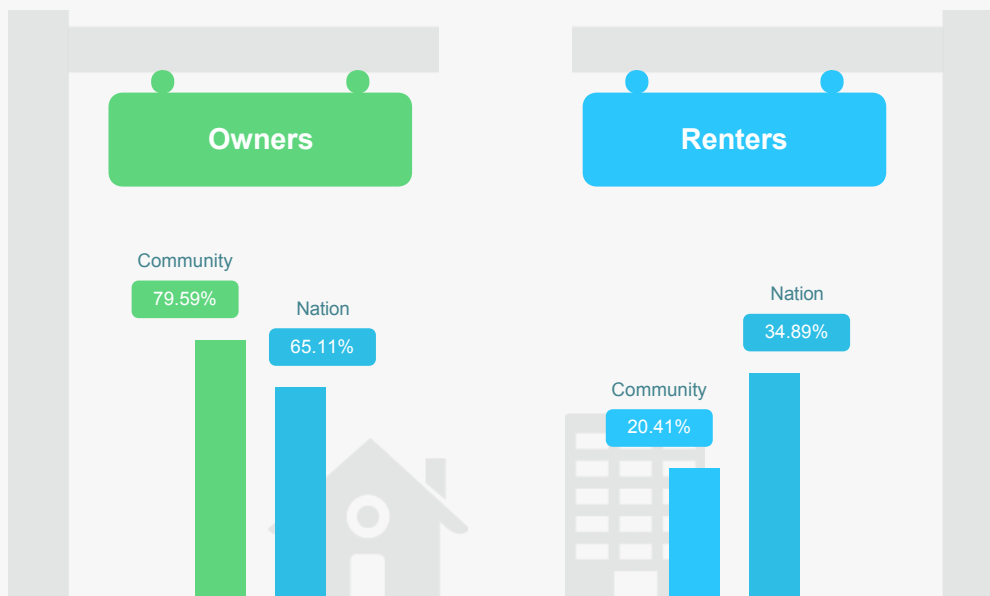
\$ PER HOUSEHOLD



The average household expenditure in Dewey-Humboldt is:

**\$43,722**

## HOUSING



# TRANSPORTATION

---

Residents spend an average of 31 minutes commuting to work. Dewey-Humboldt is served by 4 airports within 50 miles. Rail can be accessed within 14 miles. Interstates can be accessed 9 miles away.

---

