



# Chino Valley, AZ

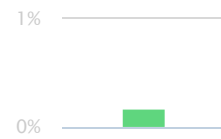
Community Profile

**TOTAL  
POPULATION  
10,826**

The total population of the City of Chino Valley is 10,826. The median age is 45.59.



The population in Chino Valley has grown 0.18% since 2011.



## Age Distribution



49.06%  
Male



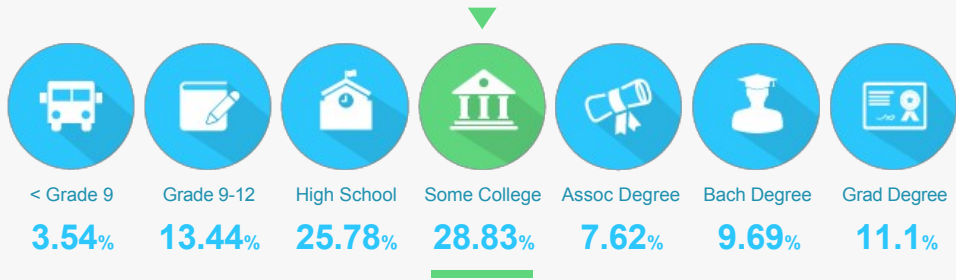
50.94%  
Female



45.59  
Median Age

# EDUCATIONAL ATTAINMENT

The majority of the population in Chino Valley has completed at least some college.



**28.41%**  
of the population  
has a college degree.



offer Associate's Degree  
or Certificate



offer Bachelor's Degree  
or Higher


# LABOR FORCE 4,449

Chino Valley has a labor force of 4,449 people, with a job growth rate of -1.66% since 2011, and an unemployment rate of n/a%.

## JOB GROWTH

**-1.66%**

### TOTAL EMPLOYEES



**n/a%**

Unemployment Rate

▲%

Since 2014

## 5 TOP TALENT

Where are the top jobs by occupation?

Office and Administrative support



**15.37%**

418


Executive, Managers, and Administrators



**9.38%**

255

Food Preparation/Serving



**7.76%**

211

Sales



**13.79%**

375

Education/Training/Library



**8.16%**

222

The work distribution of total employees in Chino Valley is.



**60%**

Blue Collar



**39%**

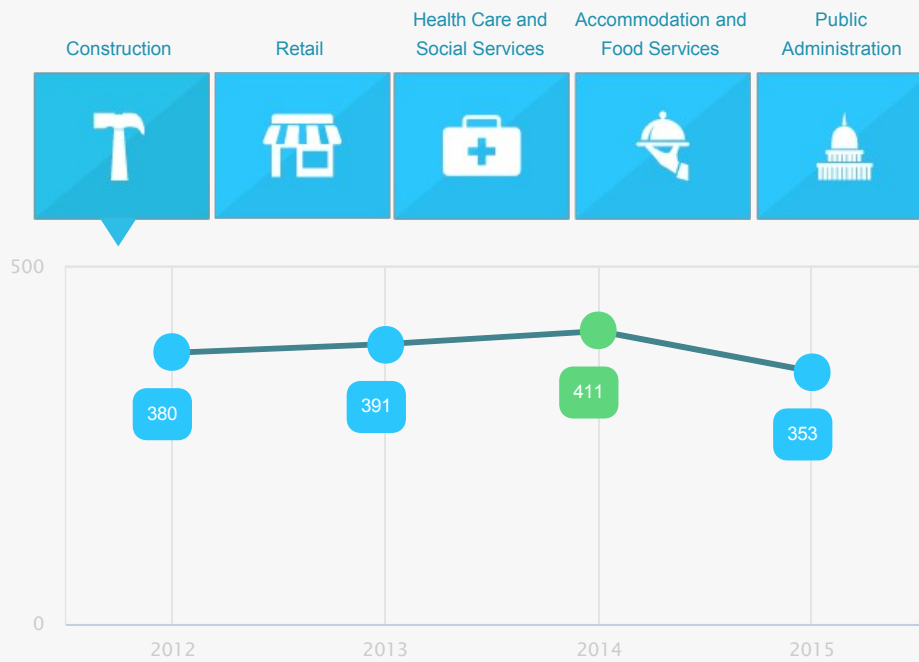
White Collar

**TOTAL ESTABLISHMENTS**  
**343**

# BUSINESSES AND JOBS

Chino Valley has a total of 343 businesses. In 2015, the leading industries were: Construction, Retail, Health Care and Social Services, Accommodation and Food Services, and Public Administration

Which are the top 5 industries by jobs?




How many employees do businesses in Chino Valley have?



# INCOME AND SPENDING

Workers in Chino Valley earn an average yearly household income of \$43,560. 32.06% of the households earn more than the national average each year. Household expenditures average \$44,024 per year. The majority of earnings get spent on Shelter, Transportation, Food and Beverages, Health Care, and Utilities.

There are 250% more households who own their homes than there are renters.

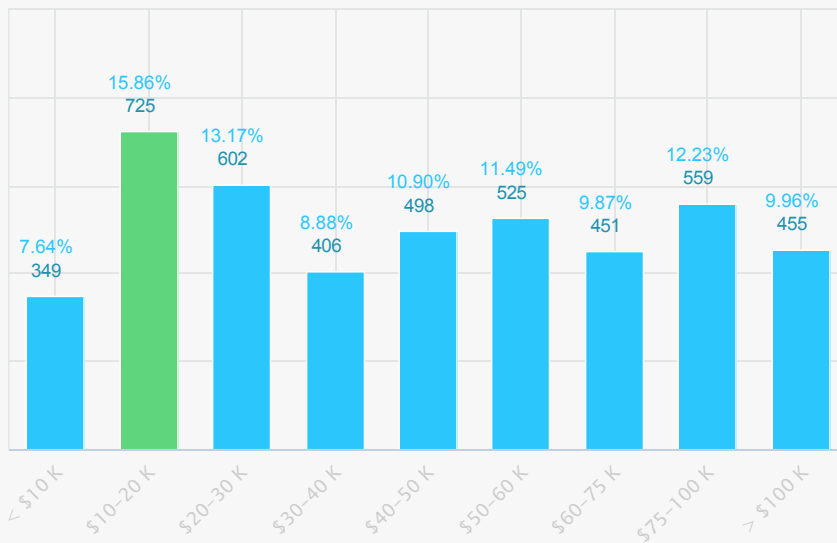


MEDIAN

**HOUSEHOLD  
INCOME  
\$43,560**

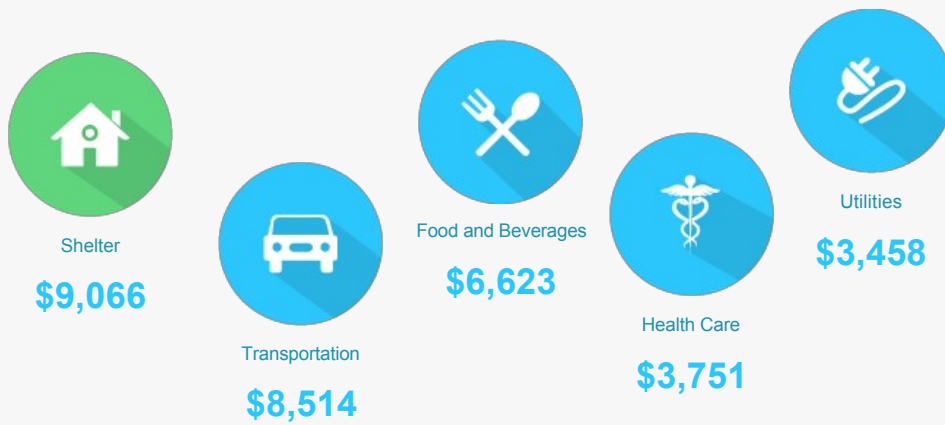
**1%** more than the county  
**10%** less than the state  
**21%** less than the nation

## Income Distribution



## How do people spend much of their money?

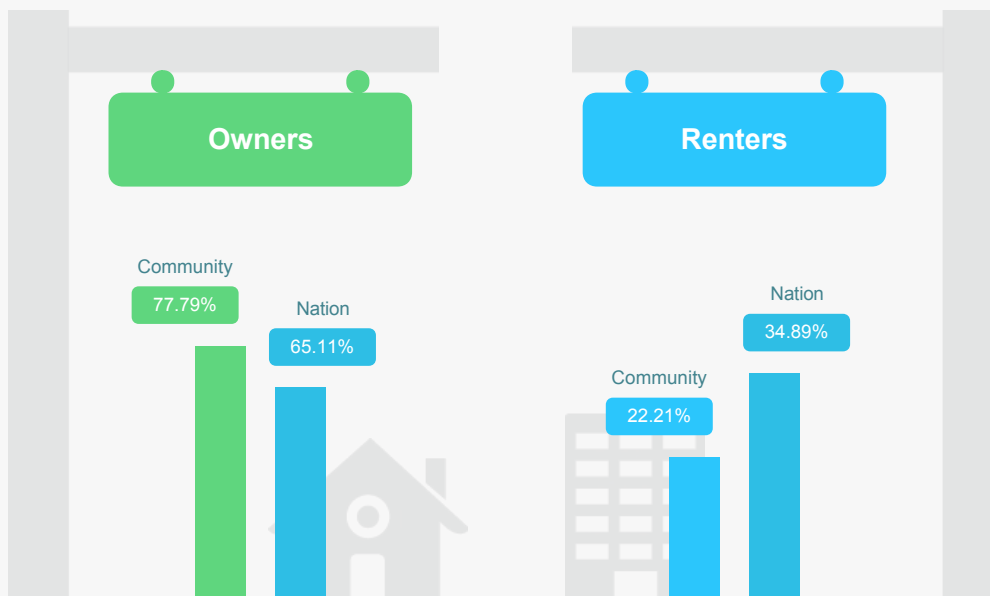
\$ PER HOUSEHOLD



The average household expenditure in Chino Valley is:

# \$44,024

## HOUSING



# TRANSPORTATION

---

Residents spend an average of 23 minutes commuting to work. Chino Valley is served by 6 airports within 50 miles. Rail can be accessed within 5 miles. Interstates can be accessed 28 miles away.

---

